

**All-In-One**  
**general-purpose rodent proofing seal and door sweep**  
**a crucial cornerstone of first-class rodent exclusion**

**Main Benefits**



excellent rodent  
protection



easy and fast  
to install



durable




labour-saving and  
highly cost-effective


**Fields of Use**



horizontally opening doors  
such as hinged swing doors




vertically opening doors  
such as garage doors



pipe holes in walls and  
other stationary gaps

**The Stainless-steel Barrier**



The rodent proofing barrier consists of 1/24 in (1 mm) thick stainless-steel wires. In this picture they are shown stripped from the basic polymer. The spacing between the wires is 0.2 in (5 mm). That is too little for a mouse to squeeze through.



**Manufacturer**

RodeXit North America • [www.rodexit.com](http://www.rodexit.com) • [bvr@rodexit.com](mailto:bvr@rodexit.com)



## The Practical Rolls and Boxes

The All-In-One seal is sold in long rolls. You cut off only what you need, so you avoid the waste that is usually associated with fitting door sweeps that come in short standard lengths such as 4 feet (1.2 m). The longest rolls (12 yd = 11 m) come in very handy small boxes measuring 3x16x16 in (7x40x40 cm).

With a roll in the back of his / her service van a tech can quickly and effectively handle most rodent proofing jobs on the spot.



## Mounting

The All-In-One seal can be installed by means of:



screws and washers



a mounting strip  
of aluminum



a mounting strip of  
matching / painted wood



a kickplate



double-sided tape



glue

If the ground is very rough with large indentations, the indentations can be blocked by means of a brush strip mounted on top of the All-In-One seal. That will keep insects out as well.



When proofing pipe holes in walls you can use:

screws and washers



or glue



Usable glues and double-sided tape:

- 3M 760
- Loctite Power Grab Ultimate
- 3M VHB LSE-110WF



## Mounting Continued


Trimming by means of tin snips is easy and fast.



The width can easily be adjusted. The steel wires will guide the tin snips, so you always will get a straight cut.



With tin snips and a Stanley knife it is easy to adapt the All-In-One to non-linear surfaces.



On garage doors it can be used both for threshold gaps and side gaps. It can be installed when the doors are closed. That is a huge advantage, because it eliminates the need for a readjustment of the door opener.




On [www.rodexit.com](http://www.rodexit.com) you can

download PDF  
mounting guides





watch  
videos



## Easy, Fast and Labor-Saving Installation

The many screw hole markings and the symmetrical design make mounting by means of screws and washers foolproof, easy, and fast.



She can rodent proof a swing door in 2½ minutes and a garage door in 5 minutes.



How fast are you?



Watch the videos on  
[www.rodexit.com](http://www.rodexit.com)



## Extra Protection

A single layer is normally sufficient. A double layer can be installed if the rodent pressure is very high or if a particularly high degree of protection is required. A single layer can proof up to 1.4 in (3½ cm) wide gaps. A double layer can proof up to 2 in (5 cm) wide gaps.

Single

Double

Up to  
1.4 in/  
3½ cm




Up to  
2 in/  
5 cm



## Reduction of Heating and Air-conditioning Costs

A single layer on both sides of a door will significantly improve the insulation properties and thereby substantially reduce the energy costs – while also improving the rodent protection.



## Various Benefits

The All-In-One seal is environmentally friendly as:

- It consists of non-toxic materials.
- It can be recycled as steel.
- It is reusable.
  - If the lower part has been worn or otherwise damaged, you simply dismount it, turn it upside-down, and remount it.



It is fit for use in temperatures ranging from

-40° Fahrenheit  
-40° Celsius



to  
+140° Fahrenheit  
+ 60° Celsius



The durability is under favorable conditions 10+ years.



10 + YEARS

## Cost Effectiveness

The All-In-One seal is highly cost-effective due to:

- Moderate price per yard / meter.
- Easy, fast, and labor-saving installation.
- Long durability.
- Minimal trimming waste.
- Reusability.



“The Rodexit seal is amazing and very cost-effective. It’s so much easier.”

Kyle Kilgore  
Men in Black Pest Control Services

## Patent Protection

US patent No 11,466,510 B2. US application. 18/723,076. CA application 3,234,973.