

**All-In-One
general-purpose rodent proofing seal and door sweep
a crucial cornerstone of first-class rodent exclusion**

main benefits



excellent rodent protection



easy and fast to install



durable



labour-saving and highly cost-effective

for rodent proofing



horizontally opening doors such as hinged swing doors




vertically opening doors such as garage doors



pipe holes in walls and other stationary gaps

the stainless-steel barrier



The rodent proofing barrier consists of 1/24 in (1 mm) thick stainless-steel wires. In this picture they are shown stripped from the basic polymer. The spacing between the wires is 0.2 in (5 mm). That is too little for a mouse to squeeze through.

FURTHER INFORMATION

RodeXit North America • www.rodexit.com • bvr@rodexit.com

The Practical Rolls and Boxes

The All-In-One seal is sold in 12 yd (11 m) and 16 feet (5 m) long rolls. You cut off whatever you need only, so you avoid the waste that is usually connected with fitting seals that come in short standard lengths such as 4 feet (1.2 m). The 12 yd (11 m) rolls come in very handy small boxes measuring 3x16x16 in (7x40x40 cm).



With a roll in the back of the service van a tech can fast and effectively handle most rodent proofing jobs on the spot.

Mounting

The All-In-One seal can be installed by means of:



screws and washers



a mounting strip
of aluminum



a mounting strip
of matching wood



a kickplate



double-sided tape



glue

If the ground is very rough with large indentations, the indentations can be blocked by means of a brush strip mounted on top of the All-In-One seal. That will keep insects out.



When proofing pipe holes in walls you can use:

screws and washers



or glue




On www.rodexit.com you can

download PDF
mounting guides




and watch
mounting
videos



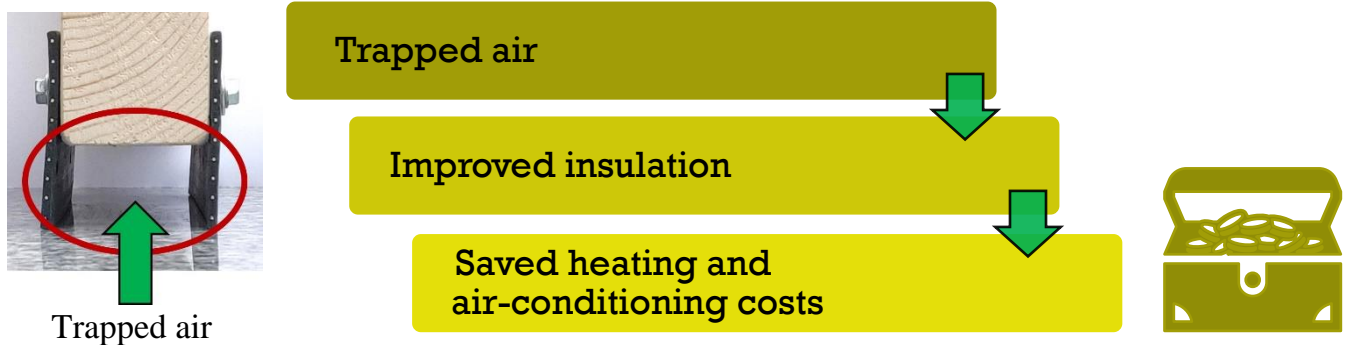
Extra Protection

A single layer is normally sufficient. A double layer can be installed if the rodent pressure is very high or if a particularly high degree of protection is required. A single layer can proof up to 1.4 in (3½ cm) wide gaps. A double layer can proof up to 2 in (5 cm) wide gaps.



Reduction of Heating and Air-conditioning Costs

A single layer on both sides of a door will improve the insulation properties significantly and thereby substantially reduce the heating and air-conditioning costs – and of course also improve the rodent protection.




Easy, Fast, and Laborsaving Installation → Cost-effectiveness

The many screw hole markings and the symmetrical and foolproof design makes mounting by means of screws and washers easy and fast.



The Rodexit seal is amazing and very Cost-effective. It's so much easier.
Kyle Kilgore, Men in Black Pest Control Services



She can rodent proof a door in 2½ minutes.



How fast are you?



Watch the video on www.rodexit.com.



The 21 Benefits

1. Great protection against pests including rats and mice.
2. More than 10 years durability under favorable circumstances.
3. Extremely easy and fast installation – a hinged swing door can be proofed in less than 2½ minutes, and a garage door can be proofed by a single person in less than 5 minutes.
4. Easy trimming with common tin snips including easy adaptation to non-linear surfaces.
5. Fool proof symmetrical design.
6. Screw hole markings facilitate fast and perfect looking installation.
7. Installation is possible on either side of a door.
8. If an extra high degree of protection is called for, 2 layers can be installed:
9. A layer on both sides of a door significantly improves the insulation properties and substantially reduces the heating and air-conditioning costs.
10. The seal can be mounted by means of double-sided tape. That is relevant:
 - If screw holes are undesirable – e.g. if a very fine wooden door is to be proofed.
 - If the seal is to be mounted on a glass door where mounting by means of screws isn't an option.
11. The All-In-One seal can be used for rodent proofing all sorts of gaps. That saves you from ordering and storing a wide array of different proofing products.
12. The long rolls in small handy boxes are easy to store, handle, and transport.
13. With a roll of RodeXit seal in the back of the service van you can fast and effectively handle most rodent proofing jobs on the spot.
14. Minimal trimming waste when cutting proofing strips from a roll.
15. Because the seal is symmetrical, it can be reused if the lower part has been worn or otherwise damaged. You simply dismount it, turn it upside-down and remount it.
16. High cost-effectiveness due to:
 - Moderate price per yard / meter.
 - Easy, fast, and laborsaving installation.
 - Long durability.
 - Minimal trimming waste.
 - Reusability.
17. Optional use of wood strips or metal strips – e.g. cheap aluminum carpet trims – as aesthetically pleasing mounting strips.
18. Usability in temperatures ranging from - 40 to + 140 Fahrenheit (- 40 to + 60 Celsius)
19. Full compatibility with kick plates and brush weather strips, that both can be used as mounting strips.
20. Easy cleaning.
21. The seal is environmentally friendly as it consists of non-toxic materials, and the seal can be recycled as steel.

